


Jindao®




Jindao® RAISED ACCESS FLOOR SYSTEMS

— Cementitious Infill Steel Access Panels & Understructures

BARE TYPE CEMENTITIOUS INFILL STEEL ACCESS PANEL

- Designed specifically for office building
- Excellent rolling load performance
- Superior ultimate load performance
- Interchangeable panel strengths
- Electrodeposition cathodic epoxy paint finish for life time protection
- Light weight cementitious fill makes panels solid and quiet
- Completely non-combustible
- Excellent grounding and electrical continuity
- Class A flame spread and smoke development rating
- All-steel pedestals provide excellent impact load performance



CORNER LOCK SYSTEM (600 x 600 mm)

- Designed for traditional office building
- Engineered positive engagement between panel and pedestal
- Easy and quick accessibility
- User friendly
- Excellent seismic proof performance




CORNER LOCK & PERIMETER PEDESTAL (80 ~ 600 mm)



BOLTED STRINGER SYSTEM (600 x 600 mm)

- Designed for **Underfloor Air Distribution** office building
- Customized trapeziform PVC taped stringer provide excellent **Air Leakage Rate** performance
- Excellent seismic proof performance
- Improved static load performance



PEDESTAL & STRINGER (80 ~ 1200 mm)




PERFORMANCE SELECTION CHART

Jindao® FS800B/1000B/1250B Raised Access Floor System										
Panel Type	Panel Grade	Dynamic Load kN	Concentrated Load kN	Impact Load kG	Safety Factor	Uniform Load kN/m ²	Under Structure	FFH	Fire Protection	General Construction
FS800B	Medium	3	3.6	50	3	12	Bolted Stringer Corner Lock	To 1200 mm To 600 mm	Non Combustible	Cementitious Infill Steel Panel
FS1000B	Heavy	4.5	4.5	50	3	20	Bolted Stringer Corner Lock	To 1200 mm To 600 mm	Non Combustible	Cementitious Infill Steel Panel
FS1250B	Extra Heavy	5.5	5.5	60	3	30	Bolted Stringer Corner Lock	To 1200 mm To 600 mm	Non Combustible	Cementitious Infill Steel Panel

HPL/VINYL TYPE CEMENTITIOUS INFILL STEEL PANEL


- Designed specifically for computer room
- Excellent rolling load performance
- Superior ultimate load performance
- Interchangeable panel strengths
- Electrodeposition cathodic epoxy paint finish for life time protection
- Light weight cementitious fill makes panels solid and quiet
- Completely non-combustible
- Excellent grounding and electrical continuity
- Class A flame spread and smoke development rating
- All-steel pedestals provide excellent impact load performance
- Wide range of finishes available



RIGID GRID SYSTEM (600 x 600 mm)

- Designed for computer & equipment room
- PVC taped stringer provide excellent **Air Leakage Rate** performance
- Excellent seismic proof performance

PEDESTAL & STRINGER (80 ~ 1200 mm)



DESIGNER HPL/VINYL LAMINATES

Designer laminates are available in many different finishes all of which have been thoroughly tested.

TOP SET TRIM OR TRIMLESS PANELS

Jindao's top set trim provides a protective edge that is mechanically locked and glued to the panel's surface.


CONDUCTIVE & DISSIPATIVE HPL/VINYL TILE

Homogeneous solid HPL/Vinyl tile with conductive elements is available in many colors and has an electrical resistance range of 2.5×10^4 to 1×10^6 ohms or 1×10^6 to 2×10^{10} ohms (when tested at 20% RH).



PERFORATED PANEL

- Perforated panels provide optimum laminar airflow, without turbulence
- Optional chamfered perforations provide superior particulate control with up to 20% airflow rate
- Damper optional




PERFORMANCE SELECTION CHART

Jindao® FS800H/1000H/1250H Raised Access Floor System										
Panel Type	Panel Grade	Dynamic Load kN	Concentrated Load kN	Impact Load kG	Safety Factor	Uniform Load kN/m ²	Under Structure	FFH	Fire Protection	General Construction
FS800H	Medium	3	3.6	50	3	12	Rigid Grid	To 1200mm	Non Combustible	Cementitious Infill Steel Panel
FS1000H	Heavy	4.5	4.5	50	3	20	Rigid Grid	To 1200mm	Non Combustible	Cementitious Infill Steel Panel
FS1250H	Extra Heavy	5.5	5.5	60	3	30	Rigid Grid	To 1200mm	Non Combustible	Cementitious Infill Steel Panel


CASE STUDIES



Shanghai Stock Exchange



Saudi British Bank



Taiwan Sony Building



MANUFACTURING FACILITIES

Jindao® raised access floor system is manufactured in China by Jindao Floors, Inc. We are specialized in the manufacturing of raised access floors with the production capacity of over 600,000 square meters per year. We have been manufacturing and exporting raised access floors for 16 years. With excellent quality and fully competitive price, most of our products are exported to overseas markets and they enjoy high reputation among our business partners and customers.



PRESS LINE



PAINT LINE



BONDING LINE

COMPANY PROFILE

1. Company Name: Jindao Floors, Inc.
2. Area:
 - Land: 60,000 m²
 - 2 factories for manufacturing woodcore panel & steel panel
3. Daily Manufacturing Capability:
 - 2,000 m² panels
 - 10,000 pieces of pedestals



LOCATION MAP: We are located in Shandong Province, China, 100 miles away from famous Qingdao Port,

Jindao Floors, Inc.

ADDRESS: Xiyou Town, Laizhou City, Shandong
Province, China 261418

TEL: (86-535) 274 3446

FAX: (86-535) 274 3449

URL: <http://www.jindaofloors.com/>

EMAIL: info@jindaofloors.com